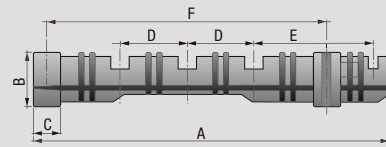
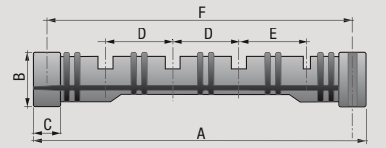
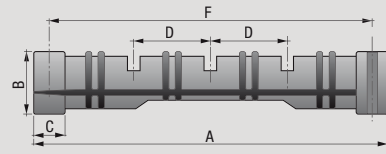


## DIMENSIONS (mm)



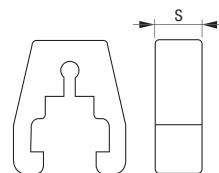

		Dimensions (mm)					
Code	Model	A	B	C	D	E	F
SA497500	SPI 31	173	32	17	40	-	156
SA498300	SPI 32	237	44	23	60	-	214
SA499100	SPI 33	293	52	23	80	-	270
SA500600	SPI 34	363	62	23	110	-	340

		Dimensions (mm)					
Code	Model	A	B	C	D	E	F
SA501400	SPI 41	213	34	17	40	40	196
SA502200	SPI 42	297	47	23	60	60	274
SA503000	SPI 43	363	56	23	80	70	340

		Dimensions (mm)					
Code	Model	A	B	C	D	E	F
SA504800	SPI 44	422	62	23	110	110	340

## INSULATORS AND BUSBAR SUPPORTS

### Spacing slugs



### DIMENSIONS (mm)

Code	Model	Thickness S (mm)
SA477700	SB 010	1
SA478500	SB 020	2
SA479300	SB 025	2.5
SA480100	SB 030	3
SA481900	SB 035	3.5
SA482700	SB 040	4
SA483500	SB 045	4.5
SA484300	SB 050	5
SA485000	SB 060	6
SA486800	SB 075	7.5
SA487600	SB 080	8
SA488400	SB 100	10
SA489200	SB 110	11