

Voltmeters / Ammeters (TRMS)

EV2M-2DIN EV2M-4DIN

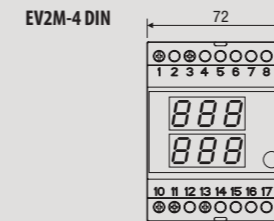
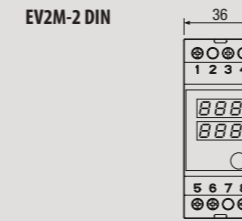
Measurement instrument which displays voltage and current simultaneously on two 3 digits display blocks. The voltage connection is direct; the current connection is through an external transformer x/5.



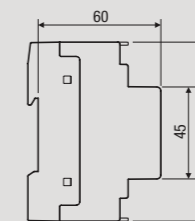
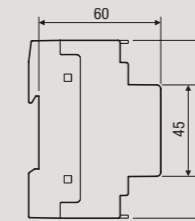
- 1 Terminals for power supply connection
- 2 Parameters setting key
- 3 Terminals for measurement connection
- 4 3 digits display showing the current
- 5 3 digits display showing the voltage

DIMENSIONS (mm)

Front view

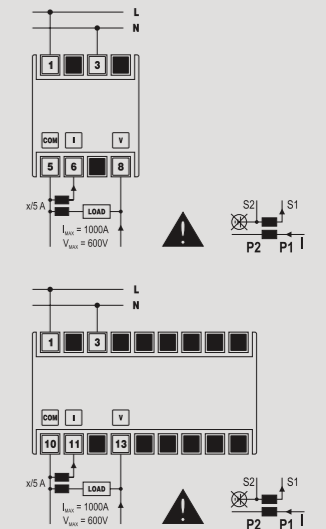


Side view



CONNECTION DIAGRAM

Diagram



MEASUREMENT AND CONTROL

VOLTMETERS / AMMETERS (TRMS)

- Instrument to display the value of voltage and current simultaneously
- Two separate displays for voltage and current
- CT transformation ratios selectable from 5/5 to 1000/5 with steps of 5
- Container 2 or 4 DIN modules
- Direct voltage connection
- Current connection through external transformer x/5 A



TECHNICAL INFORMATION

GENERAL CHARACTERISTICS

Power supply	V AC	230 (-15 ÷ +10%)
Frequency	Hz	50 / 60
Absorption	VA	4
Input current	A	$I_n = 5$; $I_{max} = 6$
Maximum own consumption	VA	voltage circuits <2.5 current circuits <2.5
Measurement precision and range		Resolution 1 V, full scale 615 V Resolution 10 mA, full scale 6 A

Minimum measurable signal	Voltage	10 V
	Current	20 mA
Operating temperature	°C	-10 ÷ +45
Current connection type		through external CT x/5 with internal shunt
Voltage connection type		Direct
View		2 x 3 digits LED displays
Container		2 DIN modules / 4 DIN modules
Degree of protection		IP20 / 51 on the front
Precision		± (0.5% f.s. + 1 digit)

Code	Model	Description
VE149100	EV2M-2DIN	Voltmeter-Ammeter
VE196200	EV2M-4DIN	Voltmeter-Ammeter

REFERENCE STANDARDS

Compliance with Community Directives: 2006/95/EC (Low Voltage) and 2004/108/EC (E.M.C.) is declared with reference to the following standards: • Safety: EN 61010-1 • E.M. Compatibility: EN 61000-6-2 / EN 61000-6-4