

Hour meter

HMC

DIMENSIONS (mm)

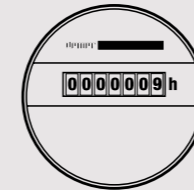
CONNECTION DIAGRAM

Panel-mounting hour meter HMC Ø 58 mm.

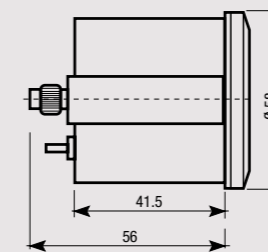


- 1 Degree of front protection IP65
- 2 N° of digits 5+2 decimals (6 + 1 decimal for HMC-1080)
- 3 Dimensions Ø 58 mm
- 4 AC or DC power supply
- 5 Connection through faston terminals 6.3 mm

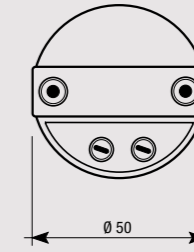
Front view



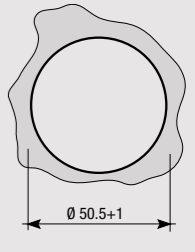
Side view



Rear view



Gauge



TIME AND MANAGEMENT

TECHNICAL INFORMATION

PANEL-MOUNTING HMC

- In-built hour meter for loads with alternating or direct current
- Degree of protection IP65
- Connected to the ends of solenoid valves, internal resistances of electric devices and machines, it allows the counting of consumptions and work hours

Code	Model	Description	Power supply	Dimensions
VE155800	HMC-024	Hour meter	24 V AC	Ø 58 mm
VE156600	HMC-230	Hour meter	230 V AC	Ø 58 mm
VP761100	HMC-1080	Hour meter	10 ÷ 80 V DC	Ø 58 mm

GENERAL CHARACTERISTICS

		HMC-024	HMC-230	HMC-1080
Alternating power supply	V AC	24 (-10% ÷ +10%)	230 (-10% ÷ +10%)	-
Direct power supply	V DC	-	-	10 ÷ 80 (-10% ÷ +10%)
Frequency	Hz	50	50	-
Absorption	mA	8	8	9
Reading resolution	h	1/100	1/100	1/10
Electromechanic numerator		5+2 digits	5+2 digits	6+1 digits
Number of digits		7	7	7
Dimension of digits	mm	4	4	4
Maximum count	h	99999.99	99999.99	999999.9
Dimensions	mm	Ø 58	Ø 58	Ø 58
Front protection degree	IP	65	65	65
Operating temperature	°C	-25 ÷ +80	-25 ÷ +80	-20 ÷ +70
Storage temperature	°C	-40 ÷ +80	-40 ÷ +80	-20 ÷ +70
Relative humidity		max 80% at 25°C	max 80% at 25°C	max 80% at 25°C

REFERENCE STANDARDS

Compliance with Community Directives: 2014/35/EU (LVD) • 2014/30/EU (EMCD)
is declared with reference to the following standards: EN 61010-1 • EN 61000-6-2 • EN 61000-6-3