

Hour meter

HM72

DIMENSIONS (mm)

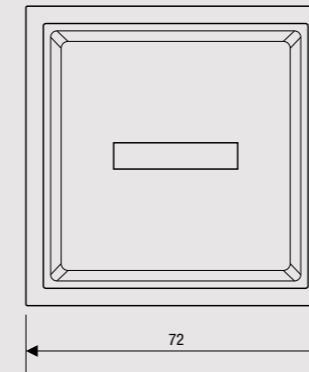
CONNECTION DIAGRAM

Panel-mounting hour meter HMS 72x72 mm.

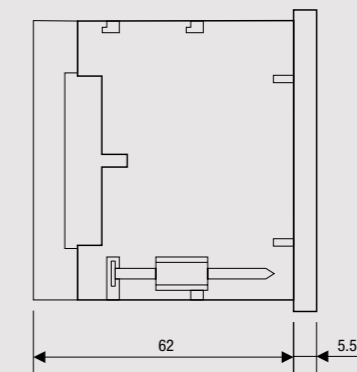


- 1 Degree of front protection IP40
- 2 N° of digits 5+2 decimals (6 + 1 decimal for HM72-1080)
- 3 Panel-mounting installation 72x72
- 4 AC or DC power supply
- 5 Connection through screw terminals

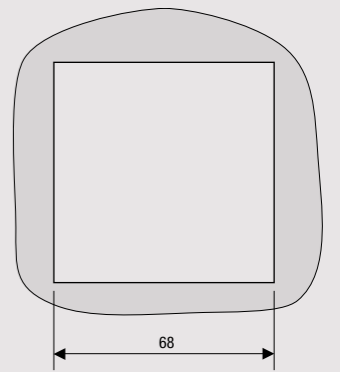
Front view



Side view



Gauge



TIME AND MANAGEMENT

TECHNICAL INFORMATION

ALTERNATING CURRENT

- Flush-mounting hour meter for loads with alternating current
- Different power supply voltages
- Connected to the ends of solenoid valves, internal resistances of electric devices and machines, it allows the counting of consumptions and work hours

DIRECT CURRENT

- Flush-mounting hour meter for loads with direct current
- Connected to the ends of solenoid valves, internal resistances of electric devices and machines, it allows the counting of consumptions and work hours



GENERAL CHARACTERISTICS

		HM72-024	HM72-230	HM72-1080
Alternating power supply	V AC	24 (-10% ÷ +10%)	230 (-10% ÷ +10%)	-
Direct power supply	V DC	-	-	10 ÷ 80 (-10% ÷ +10%)
Frequency	Hz	50	50	-
Absorption	mA	8	8	9
Reading resolution	h	1/100	1/100	1/10
Electromechanic numerator		5+2 digits	5+2 digits	6+1 digits
Number of digits		7	7	7
Dimension of digits	mm	4	4	4
Maximum count	h	99999.99	99999.99	999999.9
Dimensions	mm	72x72	72x72	72x72
Front protection degree	IP	40	40	40
Operating temperature	°C	-25 ÷ +80	-25 ÷ +80	-20 ÷ +70
Storage temperature	°C	-40 ÷ +80	-40 ÷ +80	-20 ÷ +70
Relative humidity		max 80% at 25°C	max 80% at 25°C	max 80% at 25°C

Code	Model	Description	Power supply	Dimensions
VE157400	HM72-024	Hour meter	24 V AC	72x72
VE158200	HM72-230	Hour meter	230 V AC	72x72
VE159000	HM72-1080	Hour meter	10 ÷ 80 V DC	72x72

REFERENCE STANDARDS

Compliance with Community Directives: 2014/35/EU (LVD) • 2014/30/EU (EMCD)
is declared with reference to the following standards: EN 61010-1 • EN 61000-6-2 • EN 61000-6-3