

Digital heat regulators

Series of panel-mounting digital heat regulators of 48x48 dimensions for the regulation of the temperature both in heating and cooling functions.



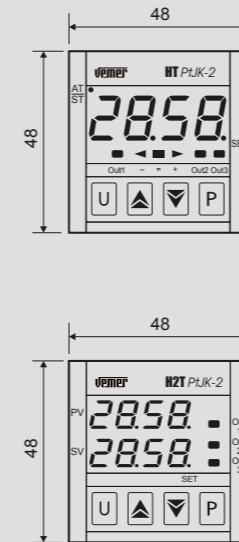
HT Pt-JK H2T Pt-JK

- 1 Led display for the displaying of the values of temperature, of the set parameters and the status of the outputs/alarms
- 2 Keys for the setting of the instrument parameters
- 3 48x48 compact dimensions
- 4 Screw terminal block

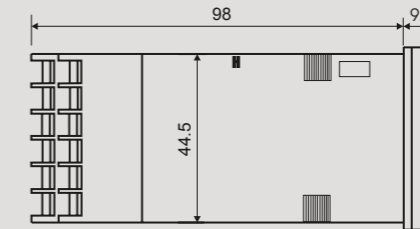
- Measurement range on the basis of the used probe:
 - Pt100 (-200°C ÷ +850°C)
 - K (0°C ÷ +1370°C)
 - J (0°C ÷ +1000°C)
 - S (0°C ÷ +1760°C)
 - normalized signals 0÷50mV, 0÷60mV, 12÷60mV (range on the basis of the signal)

DIMENSIONS (mm)

Front view

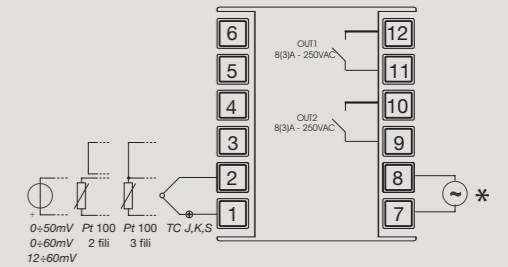


Side view



CONNECTION DIAGRAM

Diagram



* Power supply:

- 100÷240V ac 50/60 Hz for HT Pt-JK 2P4A and H2T Pt-JK 2P4A
- 24V ac/dc for HT Pt-JK 2P4D and H2T Pt-JK 2P4D

HEAT REGULATION

48X48 DIGITAL HEAT REGULATORS

- Power supply:
 - 24V ac/dc (HT Pt-JK 2P4D e H2T Pt-JK 2P4D)
 - 100÷240V ac (HT Pt-JK 2P4A e H2T Pt-JK 2P4A)
- Screw terminal block
- Possibility of setting functioning mode in heating or cooling
- ON/OFF regulation or PID
- Automatic PID parameter calculation
- Two output relays with 8A / 250V change-over contact for regulations or alarms
- Absolute or relative alarm function, minimum level or maximum level or window
- Connecting probes: thermocouples (J, K, S), Pt100 thermo-resistances, probes with output signals 0-50mV, 0÷60mV, 12÷60mV
- Possibility to change the parameters to protect by password



TECHNICAL INFORMATION

GENERAL CHARACTERISTICS

Power supply	(2P4D versions)	VAC/DC	24
	(2P4A versions)	V AC	100÷240 (-10%÷+10%)
Frequency		Hz	50/60
Maximum own consumption		VA	~5
Termination			2x1 mm ² screw terminal block
Regulation type			ON/OFF or PID
Output:			2 NO relays 8A / 250Vac
Resolution:	- thermocouples	°C	1
	- Pt100	°C	0.1 or 1
	- normalized sensors	°C	0.001 or 0.01 or 0.1 or 1

Precision		± 0.5% of the full scale (±1% f.s. for signals 0÷50mV, 0÷60mV, 12÷60mV)
Weight	g	150
Operating temperature	°C	0 ÷ +50
Operating humidity	°C	30 ÷ 95% non condensing
Degree of protection		IP54

Code	Model	Description	Power supply	Relays no.
VE247300	HT Pt-JK 2P4D	48x48 heat regulator with one display	24V ac/dc	2
VE248100	HT Pt-JK 2P4A	48x48 heat regulator with one display	100÷240V ac	2
VE249900	H2T Pt-JK 2P4D	48x48 heat regulator with two displays	24V ac/dc	2
VE250700	H2T Pt-JK 2P4A	48x48 heat regulator with two displays	100÷240V ac	2

REFERENCE STANDARDS

Conformity with Community Directives: 2006/95/EC (Low voltage) and 2004/108/EC (E.M.C.) is declared with reference to the following harmonised regulations: • EN 61010-1, EN 61326