


Twilight switches

CR1DIN

DIMENSIONS (mm)

CONNECTION DIAGRAM

Modular twilight switch (1 DIN module) with removable external probe that activates the output circuit when the environment luminosity drops below the set threshold, with a Ton delay.

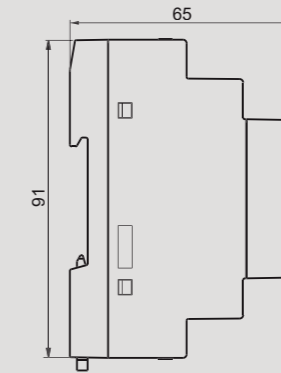


- 1 Twilight switch 1 DIN module
- 2 Sensitivity setting
- 3 Activated load signaling LED
- 4 External probe

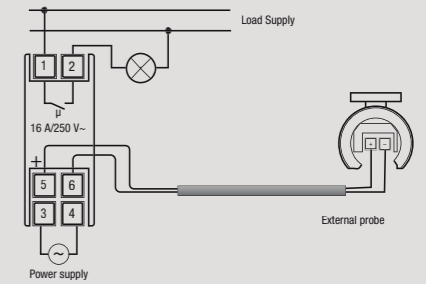
Front view



Side view



Diagram



Power supply:
 • 230 V AC for code VJ62300000
 • 12-24 V AC/DC for code VE382800

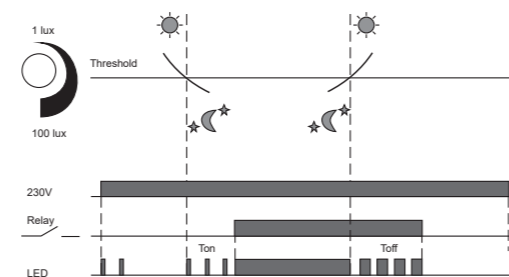
TIME AND MANAGEMENT

TECHNICAL INFORMATION

TWILIGHT SWITCH WITH EXTERNAL PROBE

- Sensitivity: adjustable between 1 and 100 lux
- Removable external probe included in the package
- Maximum distance between the probe and the appliance: about 50 m (we recommend using twisted cable)
- Signaling red LED:
 - off = relay off and luminosity above threshold
 - on = relay on and luminosity above threshold
 - flashing = relay off with luminosity below threshold or relay on with luminosity above threshold

Operating diagram



GENERAL CHARACTERISTICS

Power supply		
- cod. VJ62300000	V AC	230 (-15% ÷ +10%)
- cod. VE382800	V AC/DC	12-24 (±10%)
Frequency	Hz	50 / 60
Absorption		
- cod. VJ62300000	VA (W)	6 (1)
- cod. VE382800	VA (W)	2 (1.5)
Capacity contacts:		16 A / 250 V~ (resistive load)
- maximum switchable voltage:		400 V~
- maximum switchable power:		4000 VA (resistive)
- minimum switchable load:		1000 mW (10 V/10 mA)
Type of load:		
- incandescent lamps: 3600 W		3600 W
- fluorescent lamps: 1000 W		1000 W
- LED lamp (<2 W): 55 W		(<2 W): 55 W
- LED lamp (2-8 W): 150 W		(2-8 W): 150 W
- LED lamp (>8 W): 180 W		(>8 W): 180 W

Sensitivity	s	1 ÷ 100
Hysteresis		15% of the threshold
Time of intervention Ton	s	15
Release time Toff	s	25
Signaling		red LED for relay intervention
Protection degree of the probe	IP	65
Operating temperature of the probe	°C	-20 ÷ +50
Fastened		DIN rail
Terminal block		4 mm ²
Container		1 DIN module
Operating temperature	°C	0 ÷ +50
Storage temperature	°C	-10 ÷ +70
Relative humidity	RH	20% ÷ 90% non condensing

Code	Model	Fastened	Sensitivity	Power supply
VJ62300000	CR1DIN	DIN rail	1 ÷ 100 lux	230 V AC
VE382800	CR1DIN	DIN rail	1 ÷ 100 lux	12-24 V AC/DC