

Chronothermostats with humidistat

MITHOS H

DIMENSIONS (mm)

CONNECTION DIAGRAM

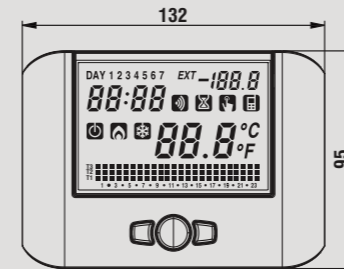
Weekly chronothermostat with integrated humidity sensor which allows to perform the temperature regulation and the environment humidity control through two independent relays. The first relay is controlled by the setting of the temperature while the second relay is activated when humidity threshold is reached and, according to the setting as maximum or minimum instrument, it can control for example a dehumidifier or a humidifier.



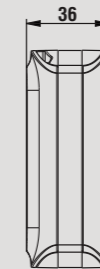
- 1 Plastic base for wall-mounting or fastening on 503 box (or similar)
- 2 Wide display to view the status of operating, time and day, temperature and humidity present in the environment
- 3 Keyboard hidden under the front panel for the programming of the instrument
- 4 Available in two colours: white and black

- Battery power supply 1x1.5V (AA type)
- Two outputs:
 - bistable relay with change-over contact from 5A / 250Vac (chronothermostat)
 - bistable relay normally open from 5A / 250Vac (humidistat)
- Automatic summer/winter time change
- Key lock for installations in public places

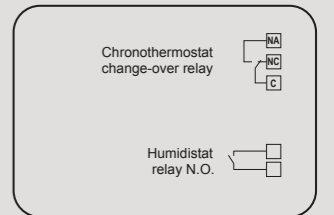
Front view



Side view



Diagram



WALL-MOUNTING WEEKLY CHRONOTHERMOSTATS WITH HUMIDISTAT

CHRONOTHERMOSTAT FUNCTIONS

- 3 operating modes:
 - Automatic (on 3 values of temperature)
 - Manual (with manual temperature)
 - Off (with antifreeze temperature)
- Programming:
 - 7 programs for winter mode (modifiable)
 - 7 programs for summer mode (modifiable)
- Operating mode summer/winter
- Timed operation (manual, automatic, off)
- Switching delay settable among 15, 30 or 45 minutes (independent for each hour)
- Temperature regulation of ON/OFF type or proportional

HUMIDISTAT FUNCTIONS

- Humidity regulation of on-off type with differential settable between 5% and 20% RH
- Setting range: 30÷90% RH or off
- Operating mode (minimum instrument - humidifier or maximum instrument - dehumidifier) settable by menu
- Minimum time between a switching and the next one: 1 minute



TECHNICAL INFORMATION

GENERAL CHARACTERISTICS

Battery power supply	V DC	1 x 1.5 V (AA type)
Charge reserve	h	1
Fastened		Wall / 503 box
Protection degree	IP	XXD
Operating temperature	°C	0 ÷ +50
Storage temperature	°C	-10 ÷ +65
Relative humidity	HR	20 ÷ 90% non condensing

HUMIDISTAT

Setting range	HR	Off, 30÷90%
Settable differential	HR	5 ÷ 20%
Time between two switchings	min	1
Precision	HR	±3%
Resolution	HR	1%
Bistable relay capacity N.O. at 250Vac	A	5

CHRONOTHERMOSTAT

Programming	weekly
Operation	summer/winter
Settable temperatures	3 + antifreeze + manual
Temperature measurement	°C 0 ÷ +50
Measurement precision	°C 0.5
Temperature resolution	°C 0.1
Programming resolution	h 1
Gap between two temperature measurements	s 20
Switch on delay	min 15, 30, 45
Regulation type	ON-OFF or proportional
Settable differential	°C 0.1÷1
Band (in Proportional)	°C 0.5 ÷ 5
Period (in Proportional)	min 10, 20, 30
Change-over relay capacity at 250Vac	A 5

REFERENCE STANDARDS

Compliance with Community Directives: 2006/95/EC (Low Voltage) • 2004/108/EC (E.M.C.) is declared with reference to the following standards: • Safety: EN 60730-2-7 / EN 60730-2-9 / EN 60730-2-13

Code	Model	Description	Colour	Power supply
VE478400	Mithos H Bianco	Weekly chronothermostat with humidistat	White	Battery
VE479200	Mithos H Nero	Weekly chronothermostat with humidistat	Black	Battery