

Digital chronothermostats

CHRONOS KEY

DIMENSIONS (mm)

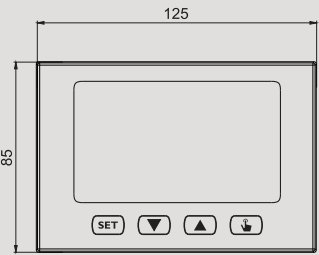
WIRING DIAGRAM

Electronic chronothermostats with weekly programming, backlit display and wall-mounting, designed to control the ambient temperature both in heating (winter) and in cooling (summer). They are available in AC power supply or battery version.

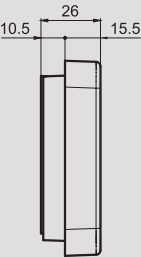
- 1 Plastic base for wall-mounting or to cover the in-built three modules box
- 2 Wide backlit display to view the measured temperature and the set programming
- 3 Terminals on the back of the device for connecting the load, the power supply (230V version) or the external contact/remote temperature probe (battery version)



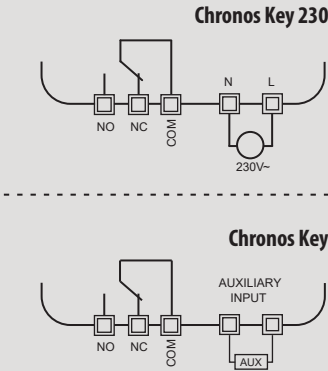
Front view



Side view



Diagram



Configurable auxiliary input:
- for external probe
- for external contac (with contact closed, chronothermostat off)



CLIMATE CONTROL

TECHNICAL INFORMATION

WALL-MOUNTING WEEKLY CHRONOTHERMOSTATS

- Automatic programming on a weekly basis with 3 temperature levels T1, T2, T3
- On/off temperature regulation type (with adjustable differential) or proportional
- Antifreeze function to prevent system freezing when the device is switched off
- Blue backlighting of the display is always active (deactivable) for 230V versions, active when pressing the keys for the battery version
- Timing function: allows you to extend the current operation for the specified period (hours or days), after which the device changes operation from automatic to off, from manual to automatic, from off to on (manual or automatic)
- Delay function (settable for each hour independently): allows to adjust the temperature for the first 15, 30 or 45 minutes of the current time based on the temperature level set for the previous hour
- Automatic summer/winter time change and vice versa
- Keypad lock with password to prevent changes by unauthorized persons
- Configurable digital input for connecting an external contact with which to switch off the device or a temperature probe X.temp (code VN883500) (only for battery version)
- Classification according to point 6 of the Communication 2014 /C 207/02 of the European Commission: class IV

Code	Model	Description	Colour	Power supply
VE727400	Chronos Key 230 Bianco	Weekly chronothermostat with backlit display	White	230 Vac
VE728200	Chronos Key 230 Nero	Weekly chronothermostat with backlit display	Black	230 Vac
VE725800	Chronos Key Bianco	Weekly chronothermostat with backlit display	White	Batteries
VE726600	Chronos Key Nero	Weekly chronothermostat with backlit display	Black	Batteries

GENERAL CHARACTERISTICS

Chronos Key		
Power supply		2 x 1.5V batteries (AAA)
Battery life	months	12
Charge reserve	min	1
Digital input		configurable
Chronos Key 230		
Power supply	Vac	230 (-15% ÷ +10%)
Frequency	Hz	50/60
Charge reserve	h	48
Mounting		wall
Maximum cables section	mm ²	1.5
Programming		weekly
Operating mode		summer/winter
Regulation type		ON/OFF or proportional
Adjustable differential (in ON/OFF)	°C	0.1 ÷ 1

Settable temperatures		3 + manual + antifreeze
Setpoint range	°C	2 ÷ 35
Measurement temperature resolution	°C	0.1
Measurement precision	°C	0.5
Antifreeze temperature (removable)	°C	OFF, 1 ÷ 10
Programming resolution	h	1
Relay output capacity 250 V AC	A	5
Operating temperature	°C	0 ÷ 50
Storage temperature	°C	-20 ÷ 65
Operating temperature	RH	20 ÷ 90% non condensing
Protection degree		XXD

REFERENCE STANDARDS

Compliance with Community Directives: 2014/35/EU (RED) • 2014/30/EU (EMCD)
is declared with reference to the following standards: EN 60730-2-7 • EN 60730-2-9