

Astronomical twilight switches

MEMO AST LUX

DIMENSIONS (mm)

CONNECTION DIAGRAM


Astronomical switch with twilight probe particularly indicated for the management of lighting systems, luminous signs, fountains, etc., with two types of operation:

- astronomical operation during the night time band and with daytime switching on thanks to the twilight probe if the brightness falls below the threshold
- programmable twilight operation with switching on when the brightness falls below the threshold and only if the programming (daily or weekly) requires it

The cover on the back of the instrument allows the replacement of the battery once exhausted.



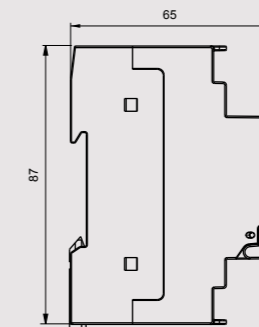
- 1 Wide backlit display to visualize date, time and relay status
- 2 Container: 2 DIN modules
- 3 Text guide
- 4 Sealable cover
- 5 Brightness probe for daylighting
- 6 Cover on the back for battery replacement



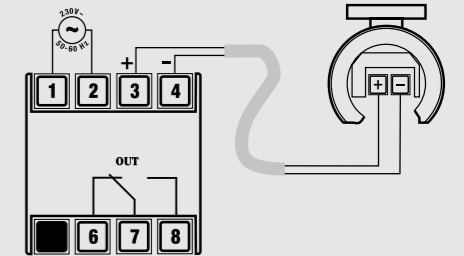
Front view



Side view



Diagram



TIME AND MANAGEMENT

TECHNICAL INFORMATION

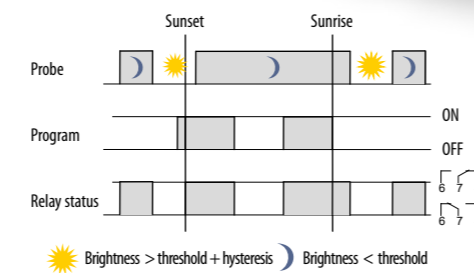
ASTRONOMICAL TWILIGHT SWITCH WITH BRIGHTNESS PROBE

- Power supply: 230 V 50/60 Hz
- Automatic update of summer time
- Correction of calculated sunrise and sunset time: ± 120 minutes
- Battery life: 5 years (replaceable)
- Low battery signal
- Manual override of the output (temporary or permanent)
- Daytime operation (from sunrise to sunset) with remote probe
- Keypad lock by password
- Menu in 5 languages: Italian, English, Spanish, German, French

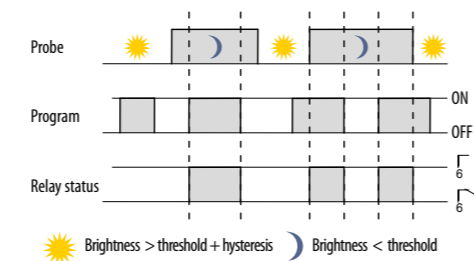
PROBE CHARACTERISTICS

- Sensitivity (threshold) adjustable between 3 and 500 lux. OFF setting (below 3 lux): twilight consent always denied. ON setting (above 500 lux): twilight consent always active
- Hysteresis adjustable between 1 and 50 lux
- Delay switching adjustable between 1 second and 30 minutes
- Maximum distance between the probe and the device: about 50 meters

Astronomical programming



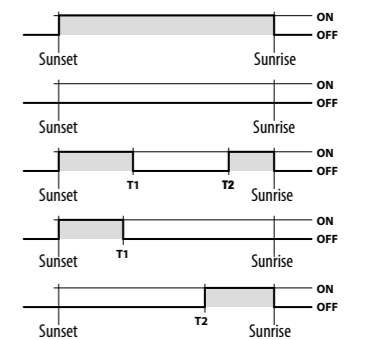
Time programming



GENERAL CHARACTERISTICS

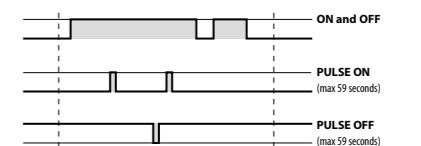
Power supply	V AC	230 (-15% ÷ +10%)
Frequency	Hz	50 / 60
Absorption	VA (W)	3.5 (1)
Output		1 relay in monostable change-over
Capacity at 250 V AC	A	16 (10)
Incandescent lamps	W	2000
Fluorescent lamps (compensated)	VA	250
Low voltage halogen lamps	VA	1000
Halogen lamps (at 240V)	W	2000
Low consumption lamps (CFL)	VA	200
Low consumption lamps (Downlights)	VA	200
LED	VA	25
Battery life		5 years (Lithium battery CR-2032)
Charge reserve (for battery replacement)		1 minute
Switchings in case of power failure		No
Programming resolution		1 minute
Operating precision		± 0.5 seconds/day at 25°C
Operating temperature	°C	-20 ÷ +50
Storage temperature	°C	-10 ÷ +70
Degree of protection		IP20 / IP41 (on the front)

Programs of astronomical type



T1 and T2 can be:
 1. a precise hour
 2. a delay compared sunset (T1) or an advance compared sunrise (T2)
 3. a pulse with a maximum duration of 59 seconds at sunset (T1) or at sunrise (T2)

Programs of time type



REFERENCE STANDARDS

Compliance with Community Directives : 2014/35/EU (LVD) • 2014/30/EU (EMCD) is declared with reference to the following standards:
 EN 60730-2-7 • EN 61000-6-1 • EN 61000-6-3

Code	Model	Description	n. relays
VE770500	Memo AST Lux	Astronomical twilight switch with external probe	1