


Current transformers

TU3b

Series of wound primary amperometric transformers for instruments in alternating current, ratio transformation x/5 A and panel mounting.



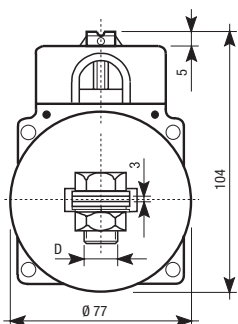
WOUND PRIMARY

GENERAL CHARACTERISTICS

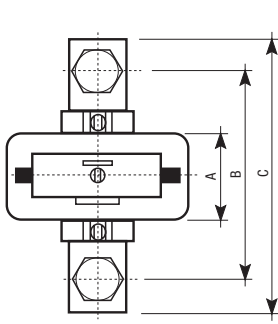
Test voltage (1 min)	kV	3	
Frequency	Hz	50 / 60	
Safety factor	FS	<5	
Case		insulated	
Max rated voltage	V	720	
Max continuous overload	A	1.2 In	
Class		0.5	1
Nominal power VA	10/5 A	10	20
	15/5 A	10	-
	25/5 A	10	20

DIMENSIONS (mm)

Front view

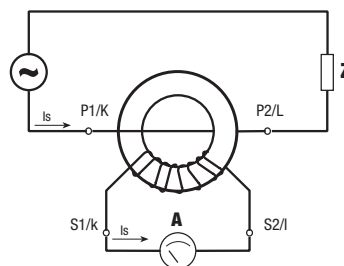


Side view



	A	B	C	D
Tu3b	5/5 ÷ 25/5	52	92	112 M.6

CONNECTION DIAGRAM



When connecting the amperometric transformers it is important to respect the directions of the current.
 Primary: from P1/K to P2/L
 Secondary: from S1/k to S2/l

Notes: the capacity of the amperometric transformer must correspond to the full scale of the instrument.

Code	Model	Description	Capacity
VJ31462005	TU3b	Wound primary current transformer (20 VA)	10/5 A
VJ31532305	TU3b	Wound primary current transformer (20 VA)	25/5 A
VJ31792005	TU3b	Wound primary current transformer (10 VA)	10/5 A
VJ31792105	TU3b	Wound primary current transformer (10 VA)	15/5 A
VJ31872305	TU3b	Wound primary current transformer (10 VA)	25/5 A