


Current shunts

SHUNT

DIMENSIONS (mm)

CONNECTION DIAGRAM

- Shunts for direct current instruments
- Nominal voltage drop: 60 mV



Front view

Figure 1

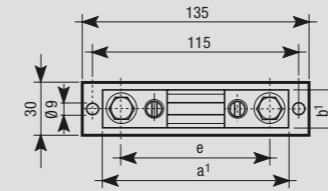
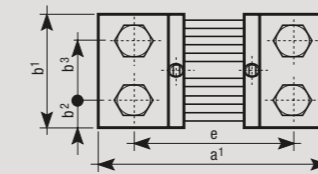
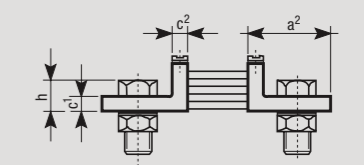
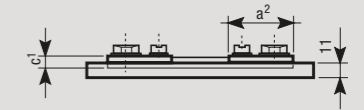


Figure 2



Side view



MEASUREMENT AND CONTROL

TECHNICAL INFORMATION

DIMENSIONS TABLE (mm)

Code	Capacity A	Nominal voltage drop mV	Figure	a ¹	a ²	b ¹	b ²	b ³	c ¹	c ²	e	h	no. of screws	Hex. screws DIN 933-5,8	DIN 125-St.	DIN 934-5
VJ3674	4-5-6-10-20-25	60	1	90	28	20	-	-	8	-	78	-	2x1	M. 5x12	5.3	-
VJ3674	50-60-80-100-150	60	1	100	33	20	-	-	8	-	80	-	2x1	M. 8x16	8.4	-
VJ3682	200-250	60	2	145	55	30	15	-	10	10	105	30	2x1	M.12x40	13	M.12
VJ3690	300-400	60	2	145	55	40	20	-	10	10	105	30	2x1	M.16x45	17	M.16
VJ3708	500-600	60	2	145	55	40	20	-	10	10	105	30	2x1	M.16x45	17	M.16
VJ3724	1200-1500	60	2	165	65	90	21	48	10	10	115	30	2x2	M.16x45	17	M.16
VJ3732	2500	60	2	165	65	120	30	60	10	10	115	30	2x2	M.20x50	21	M.20

GENERAL CHARACTERISTICS

Precision	± 0.5%	Admitted overload	1.2 I _n permanent 10 I _n t _{max} 5s (10 ÷ 500 A) 5 I _n t _{max} 5s (600 ÷ 2000 A) 2 I _n t _{max} 5s (2500 ÷ 4000 A)	
Nominal voltage drop	mV			60
Operating temperature	°C			-20 ÷ +60
Insulating terminal plate	for models from 1 to 25 A			

REFERENCE STANDARDS

Compliance with Community Directives: 2006/95/EC (Low Voltage) and 2004/108/EC (E.M.C.)
is declared with reference to the following standards: • Safety: EN 61010-1 • E.M. Compatibility: EN 61000-6-2 / EN 61000-6-4

Code	Model	Description	Capacity	Nominal voltage drop
VJ36741322	Shunt	Shunt 4 A	4 A	60 mV
VJ36741422	Shunt	Shunt 5 A	5 A	60 mV
VJ36741522	Shunt	Shunt 6 A	6 A	60 mV
VJ36742022	Shunt	Shunt 10 A	10 A	60 mV
VJ36742222	Shunt	Shunt 20 A	20 A	60 mV
VJ36742322	Shunt	Shunt 25 A	25 A	60 mV
VJ36742622	Shunt	Shunt 50 A	50 A	60 mV
VJ36742722	Shunt	Shunt 60 A	60 A	60 mV
VJ36742822	Shunt	Shunt 80 A	80 A	60 mV
VJ36742922	Shunt	Shunt 100 A	100 A	60 mV
VJ36743122	Shunt	Shunt 150 A	150 A	60 mV
VJ36823222	Shunt	Shunt 200 A	200 A	60 mV
VJ36823322	Shunt	Shunt 250 A	250 A	60 mV
VJ36903422	Shunt	Shunt 300 A	300 A	60 mV
VJ36903522	Shunt	Shunt 400 A	400 A	60 mV
VJ37083622	Shunt	Shunt 500 A	500 A	60 mV
VJ37083722	Shunt	Shunt 600 A	600 A	60 mV
VJ37244122	Shunt	Shunt 1200 A	1200 A	60 mV
VJ37244222	Shunt	Shunt 1500 A	1500 A	60 mV
VJ37324422	Shunt	Shunt 2500 A	2500 A	60 mV