

AC/DC ammeters

EVA-2DIN EVA-4DIN

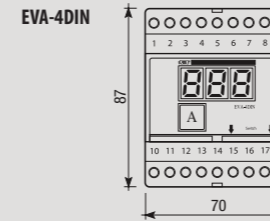
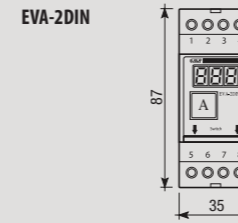
Series of digital instruments available in the modular version 2 and 4 DIN modules to measure currents in AC and DC.



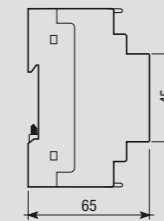
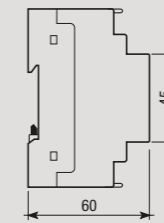
- 1 Container: 4 DIN modules
- 2 Reading: through a 14 mm 3 red digits display
- 3 Container: 2 DIN modules
- 4 Reading: through a 7.6 mm 3 red digits display

DIMENSIONS (mm)

Front view

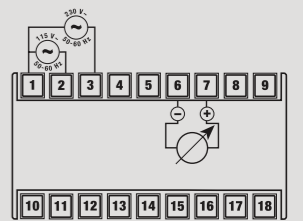
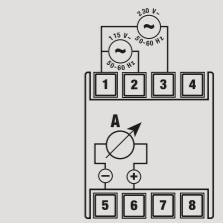


Side view



CONNECTION DIAGRAM

Diagram



MEASUREMENT AND CONTROL

TECHNICAL INFORMATION

DIRECT CONNECTION AC/DC AMMETERS

- Measurement instruments dedicated to measure current in AC and in DC
- Overrange indication ("HHH")
- Minimum measurable value 3% of full scale
- Power supply: 115/230 V AC 50/60 Hz
- 1 or 10 A direct connection

EVA-2DIN AC ammeters

Code	Model	Description	Capacity	Resolution
VM198900	EVA-2DIN	Ammeter	1 A	1 mA
VM257300	EVA-2DIN	Ammeter	10 A	10 mA

EVA-2DIN DC ammeters

Code	Model	Description	Capacity	Resolution
VM249000	EVA-2DIN	Ammeter	10 A	10 mA

EVA-4DIN AC ammeters

Code	Model	Description	Capacity	Resolution
VM291200	EVA-4DIN	Ammeter	10 A	10 mA

EVA-4DIN DC ammeters

Code	Model	Description	Capacity	Resolution
VM266400	EVA-4DIN	Ammeter	1 A	1 mA

GENERAL CHARACTERISTICS

Power supply	V AC	115 / 230 (-15% ÷ +10%)
Frequency	Hz	50 / 60
Absorption	VA	5
Display		7.6 mm 3 red digits (2 DIN) 14 mm 3 red digits (4 DIN)
View		Max 999
Precision		±(0.5% f.s. + 1 digit)
Front protection degree	IP	40

Operating temperature	°C	-10 ÷ +50
Storage temperature	°C	-20 ÷ +60
Terminal block		6 mm ²
Material		Class V0 complying with UL94 standard
Insulation		Power supply and measurement circuits electrically insulated at main insulation level (CAT III EN 61010-1)

REFERENCE STANDARDS

Compliance with Community Directives: 2006/95/EC (Low Voltage) and 2004/108/EC (E.M.C.) is declared with reference to the following standards: • Safety: EN 61010-1 • E.M. Compatibility: EN 61000-6-2 / EN 61000-6-4