

Digital thermometers

Digital thermometer to measure the temperature in applications such as ovens, refrigeration counters and to measure the ambient temperature.



TM NiPt

- Connectable probes:
 - Ni 100
 - Pt 100 *
- Probes inputs: 1
- Rear-panel version 72x72 and 33x75

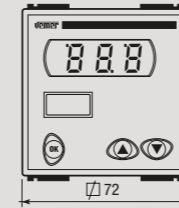
*Probes Pt 100 with 2 or 3 wires

! To complement the product the suitable probes must be ordered separately.

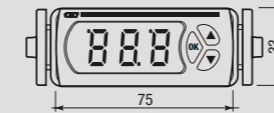
DIMENSIONS (mm)

Front view

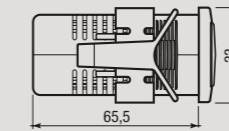
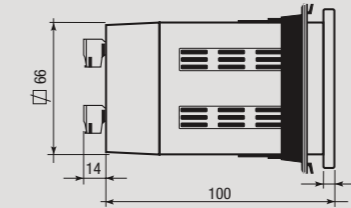
TM NiPt-P7A



TM NiPt-P3D



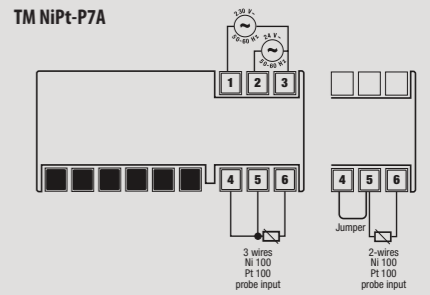
Side view



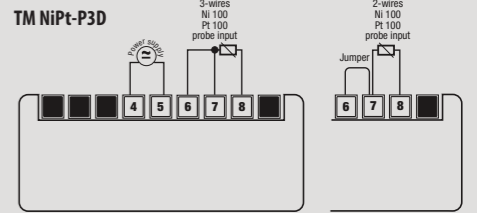
CONNECTION DIAGRAM

Diagram

TM NiPt-P7A



TM NiPt-P3D



HEAT REGULATION

THERMOMETERS FOR THERMO-RESISTANCES

- Thermometers with LED display, 3 digits, seven segments and decimal point
- Display range: Pt 100 (-99 ÷ +800 °C) Ni 100 (-60 ÷ +180 °C)
- Display resolution: 0.1 °C (-9.9 ÷ +99.9 °C) and 1 °C (< -9.9 °C and > +99.9 °C)
- Precision: ± 0.5% of the full scale value ± 1 digit
- Programming probes setting
- Possibility to view the minimum and maximum temperature
- Possibility to vary the probe gauging OFFSET
- Possibility to vary the temperature measurement unit between °C and °F
- Possibility to vary the updating speed to view the measurement
- Possibility to enter a password to protect the settings
- Visual and acoustic alarm signalling probe fault or sensor cable disconnected
- Infrared receiver (TM NiPt -P3D model only) for remote control unit (accessory available separately for the programming)



TECHNICAL INFORMATION

	mm	TM NiPt-P7A	TM NiPt-P3D
		Rear-panel 72x72	Rear-panel 33x75
Dimensions			
Power supply voltage in AC	A 50/60 Hz	V 24 / 230	V 12 ÷ 24
Power supply voltage in DC		-	V 12 ÷ 24
Power supply voltage tolerance	%	± 10	± 10
Absorption	VA	4.5	3
Precision	at ambient T = 23 °C	± 0.5% of the full scale value ± 1 digit	± 0.5% of the full scale value ± 1 digit
Display range		-99 ÷ +800 °C	-99 ÷ +800 °C
Display resolution		0.1 °C (-9.9 ÷ +99.9 °C) 1 °C (< -9.9 °C and > +99.9 °C)	0.1 °C (-9.9 ÷ +99.9 °C) 1 °C (< -9.9 °C and > +99.9 °C)
Sampling time	s	0.5	0.5
Front protection degree		IP54	IP54
Terminals protection degree		IP20	IP20
Display		3 digits LED 7 segments and dec. point	3 digits LED 7 segments and dec. point
Probe alarm signalling buzzer		■	■
Infrared receiver for remote control unit			■
Digital input			■
Operating temperature	°C	0 ÷ +50	0 ÷ +50
Operating humidity	RH	< 80%	< 80%
Storage temperature	°C	-10 ÷ +70	-10 ÷ +70

REFERENCE STANDARDS

Compliance with Community Directives: 73/23/EEC mod. from 93/68/EEC (Low Voltage) 89/336/EEC mod. from 92/31/EEC and 93/68/EEC (E.M.C.) is declared with reference to the following standards: • For safety: EN 60730-2-9 • For E.M. compatibility: EN 55014-1 / EN 55014-2 / EN 61000-6-2 / EN 61000-6-4