

Current transformers

TU 30

Series of bypass bar amperometric transformers for instruments in alternating current with transformation ratio $x/5A$ and DIN rail or panel mounting (through the supplied supports).

- Bar passage: 20-25-30 mm
- Cable passage: $\varnothing 22$ mm
- Double terminal for secondary circuit
- Opening (hole) for cable or bar (primary) passage



BYPASS BAR

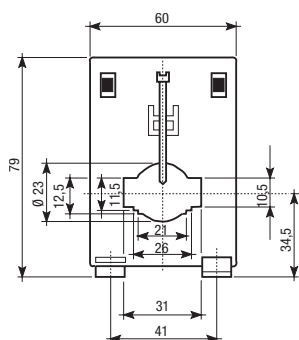
GENERAL CHARACTERISTICS

Test voltage (1 min)	kV	3		
Frequency	Hz	50 / 60		
Safety factor	FS	<5		
Case		insulated		
Max rated voltage	V	720		
Short-time thermal current	A	1.2 In		
Operating temperature	°C	-10 ÷ +50		
Class		0.5	1	3
Nominal power VA	150/5 A	1.5	2.5	3.75
	200/5 A	2.5	3.75	5
	250/5 A	3.75	5	7.5
	300/5 A	3.75	5	7.5
	400/5 A	3.75	5	7.5
	500/5 A	5	7.5	10
600/5 A	5	7.5	10	

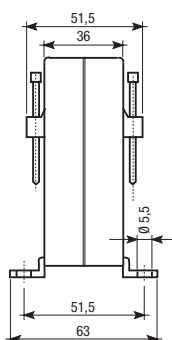


DIMENSIONS (mm)

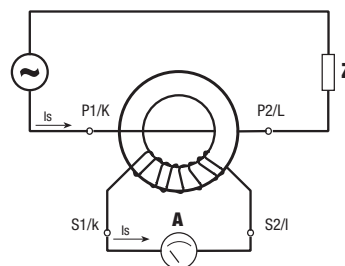
Front view



Side view



CONNECTION DIAGRAM



When connecting the amperometric transformers it is important to respect the directions of the current.
 Primary: from P1/K to P2/L
 Secondary: from S1/k to S2/l

Notes: the capacity of the amperometric transformer must correspond to the full scale of the instrument.

Code	Model	Description	Capacity
VM705100	TU 30	Bypass bar current transformer	150/5 A
VM706900	TU 30	Bypass bar current transformer	200/5 A
VM707700	TU 30	Bypass bar current transformer	250/5 A
VM708500	TU 30	Bypass bar current transformer	300/5 A
VM709300	TU 30	Bypass bar current transformer	400/5 A
VM710100	TU 30	Bypass bar current transformer	500/5 A
VM711900	TU 30	Bypass bar current transformer	600/5 A