

Digital chronothermostats

ECO.X

DIMENSIONS (mm)

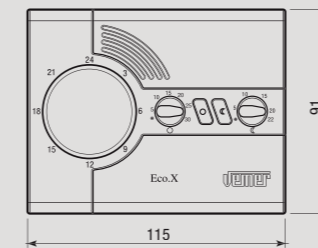
WIRING DIAGRAM

Electronic chronothermostats with daily or weekly programming and wall installation, designed for room temperature control in heating mode (winter). They are available in versions with daily or weekly programming and are characterized by ease of programming.

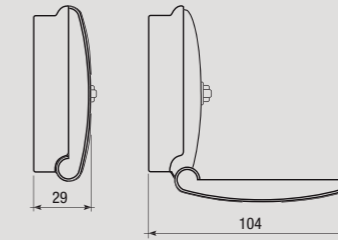
- 1 Plastic base for wall-mounting or to cover the 3 modules flush-mounting box
- 2 Two easy knobs for setting the operating temperatures
- 3 Round display to view the measured temperature and the set programming



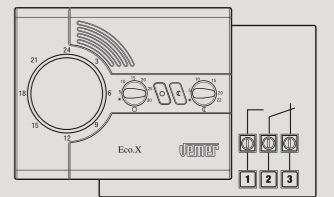
Front view



Side view



Diagram



CLIMATE CONTROL

WALL-MOUNTING DAILY/WEEKLY CHRONOTHERMOSTATS

- Three temperature settings:
 - Energy saving temperature
 - Comfort temperature
 - Manual operation temperature
- Range setting: minimum 1 hour
- ON-OFF type temperature regulation
- Bistable relay output with 5 A / 250 Vac change-over contact
- Low battery indication
- Classification according to point 6 of the Communication 2014 / C 207/02 of the European Commission: class I



TECHNICAL INFORMATION

GENERAL CHARACTERISTICS

Power supply		2 x 1.5V batteries (AAA)
Battery life	months	12
Charge reserve	min	2
Mounting		Wall / Box 503
Relay capacity 250 Vac	A	5
Programming		daily / weekly
Operating mode		winter
Settable temperatures		3
Measurement of the internal probe	°C	0 ÷ 40

Temperature regulation range:	Automatic °C	2 ÷ 30
	Manual °C	2 ÷ 30
Gap between two temperature measurements	s	60
Regulation type		ON-OFF
Temperature resolution	°C	0.1
Fixed differential	°C	0.3
Protection degree	IP	XXD
Operating mode	°C	0 ÷ 50
Storage temperature	°C	-20 ÷ 65
Programming resolution	h	1

Code	Model	Description	Colour	Power supply
VN161600	Eco.X-D	Wall-mounting daily chronothermostat	White	Batteries
VN160800	Eco.X-W	Wall-mounting weekly chronothermostat	White	Batteries

REFERENCE STANDARDS

Compliance with Community Directives: 2014/35/EU (LVD) • 2014/30/EU (EMCD) is declared with reference to the following standards: • EN 60730-2-7 • EN 60730-2-9