


Modular transformers

TMC

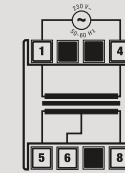
Modular TMC transformers for continuous service.



- 1 Insulation transformers where the primary and secondary coils are electrically separated by a double insulation that minimises any damage, in the powered circuit, caused from accidental contact with the electrically active parts or earth that may become powered in case of failure of the insulation
- 2 Safety transformers designed to power supply very low safety voltage devices and circuits (SELV type systems)
- 3 "Fault-proof" insulation transformers
The condition of overload or of short circuit may damage the device but does not create a condition of hazard for the users or the nearby parts

DIMENSIONS (mm)

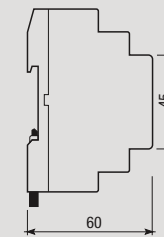
TMC 10/12
TMC 10/24
TMC 15/12
TMC 15/24



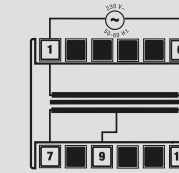
Front view



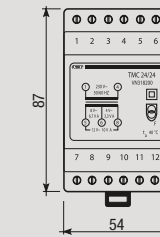
Side view



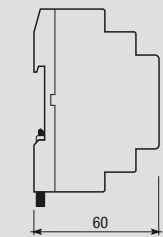
TMC 24/24
TMC 30/24



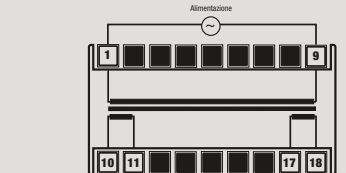
Front view



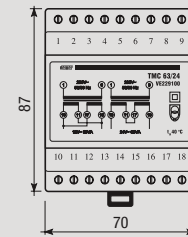
Side view



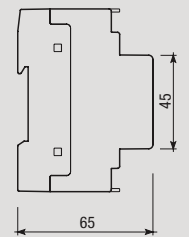
TMC 63/24
TMC400 63/24



Front view



Side view



GAS AND SAFETY

CONTINUOUS SERVICE

- Modular safety transformers with double insulation
- Voltage to primary 230 V or 400 V (TMC400 63/24)
- Secondary voltage available values: 4-8-12-24 V
- Power available values: 10-15-24-30-40 and 63 VA
- Dimensions: 2, 3 or 4 DIN modules depending on the power
- Connection diagram reported on the product
- Testing and dielectric rigidity trials (3.75 kV) on each apparatus
- Protected against short circuits (only TMC 63/24 and TMC400 63/24)

| Code | Model | Description | Power | Prim. voltage | Sec. voltage (*) | Dimensions |
|----------|--------------|-----------------|-------|---------------|------------------|---------------|
| VN314100 | TMC 10/12 | Modular transf. | 10 VA | 230 V AC | 4-8-12 V AC | 2 DIN modules |
| VN315800 | TMC 10/24 | Modular transf. | 10 VA | 230 V AC | 12-24 V AC | 2 DIN modules |
| VN316600 | TMC 15/12 | Modular transf. | 15 VA | 230 V AC | 4-8-12 V AC | 2 DIN modules |
| VN317400 | TMC 15/24 | Modular transf. | 15 VA | 230 V AC | 12-24 V AC | 2 DIN modules |
| VN318200 | TMC 24/24 | Modular transf. | 24 VA | 230 V AC | 12-24 V AC | 3 DIN modules |
| VN319000 | TMC 30/24 | Modular transf. | 30 VA | 230 V AC | 12-24 V AC | 3 DIN modules |
| VN320800 | TMC 40/24 | Modular transf. | 40 VA | 230 V AC | 12-24 V AC | 3 DIN modules |
| VE229100 | TMC 63/24 | Modular transf. | 63 VA | 230 V AC | 12-24 V AC | 4 DIN modules |
| VE303400 | TMC400 63/24 | Modular transf. | 63 VA | 400 V AC | 12-24 V AC | 4 DIN modules |

(*) The secondary voltage, without load and in case of loads with high impedance, is higher than nominal values

TECHNICAL INFORMATION

GENERAL CHARACTERISTICS

| | | |
|-----------------------------|-----------------|--|
| Primary voltage (see table) | V AC | 230 (-10 ÷ +10%) 400 (-10 ÷ +10%) |
| Frequency | Hz | 50 / 60 |
| Device class | | II |
| Container | | Self-extinguishing thermoplastic material (class VO), RAL-7035 |
| Maximum ambient temperature | °C | 40 |
| Cables max section | mm ² | 4 |

(**) In TMC 40/24, TMC 63/24 and TMC 400 63/24 models, the 12 V secondary voltage is available with half of the rated power from every coil, or with the maximum power if the 2 coils are connected in parallel.

REFERENCE STANDARDS

Compliance with Community Directives: 2006/95/EC (Low Voltage) and 2004/108/EC (E.M.C.) is declared with reference to the following standards: • Safety: EN 61558

| Continuous service transformers | | | |
|---------------------------------|--------------|-----------|---------------|
| TMC 10/12 | | TMC 15/12 | |
| Terminal | Voltage | Terminal | Voltage |
| 5-6 | 8 V ~ 6,7 VA | 5-6 | 8 V ~ 10 VA |
| 6-8 | 4 V ~ 3,3 VA | 6-8 | 4 V ~ 5 VA |
| 5-8 | 12 V ~ 10 VA | 5-8 | 12 V ~ 15 VA |
| TMC 10/24 | | TMC 15/24 | |
| Terminal | Voltage | Terminal | Voltage |
| 5-6 | 12 V ~ 5 VA | 5-6 | 12 V ~ 7,5 VA |
| 6-8 | 12 V ~ 5 VA | 6-8 | 12 V ~ 7,5 VA |
| 5-8 | 24 V ~ 10 VA | 5-8 | 24 V ~ 15 VA |
| TMC 24/24 | | TMC 30/24 | |
| Terminal | Voltage | Terminal | Voltage |
| 7-9 | 12 V ~ 12 VA | 7-9 | 12 V ~ 15 VA |
| 9-12 | 12 V ~ 12 VA | 9-12 | 12 V ~ 15 VA |
| 7-12 | 24 V ~ 24 VA | 7-12 | 24 V ~ 30 VA |
| TMC 40/24 | | | |
| Terminal | Voltage (**) | | |
| 7-9 | 12 V ~ 20 VA | | |
| 10-12 | 12 V ~ 20 VA | | |
| 7-12 | 24 V ~ 40 VA | | |

| Continuous service transformers | | | |
|---------------------------------|----------------|--------------|----------------|
| TMC 63/24 | | TMC400 63/24 | |
| Terminal | Voltage (**) | Terminal | Voltage (**) |
| 10-11 | 12 V ~ 31,5 VA | 10-11 | 12 V ~ 31,5 VA |
| 17-18 | 12 V ~ 31,5 VA | 17-18 | 12 V ~ 31,5 VA |
| 10-18 | 24 V ~ 63 VA | 10-18 | 24 V ~ 63 VA |