

Network analyzers

Network analyzers to monitor the main electrical measurements (TRMS) in single-phase or three-phase systems with or without neutral with balanced and unbalanced load.

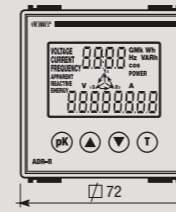


ADR-R Out

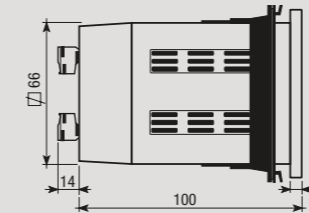
- Instrument to measure:
 - Voltage (TRMS) (concatenated and phased)
 - Current (TRMS)
 - Active, reactive and apparent power
 - Active and reactive energy
 - Frequency
 - Power factor ($\cos \phi$)
 - Phase angle

DIMENSIONS (mm)

Front view



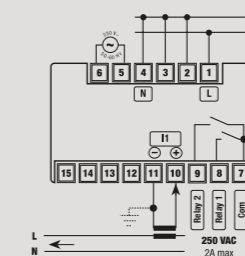
Side view



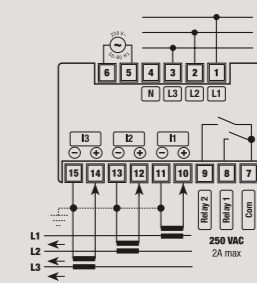
CONNECTION DIAGRAM

Diagram

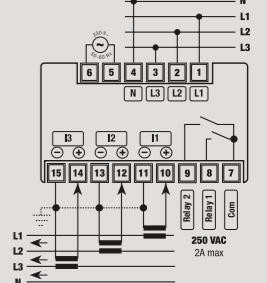
AC Single-phase



AC Three-phase



AC Three-phase+N



MEASUREMENT AND CONTROL

ADR THREE-PHASE WITH RELAY OUTPUT

- Possibility to view the system measurements and the maximum value recorded by the system measurement
- Storage of the peak values and related timing linked to the current time
- Calculation of the average power on a time setting from 1 to 60 min.
- Storage of the peak values of the average power
- 2 programmable relay outputs (2 A / 250 V) associable to the measurements
- Power supply: 230 V AC 50/60 Hz
- Backlit LCD display with 3 numeric fields
- Possibility of earthing the secondary circuits of the CT
- CT and VT ratios selectable directly during programming
- Active energy meter zeroing
- Reactive energy meter zeroing
- ON/OFF or timed backlighting management
- 2 programmable relay outputs (maximum or minimum operation with delay setting or pulse output operation for active and reactive energy)
- Storage of the time of the last relay intervention



TECHNICAL INFORMATION

GENERAL CHARACTERISTICS

Power supply	V AC	230 (-15% ÷ +10%)
Frequency	Hz	50 / 60
Absorption	VA	5
Display		backlit LCD
Alarm relay capacity		2 A / 250 V AC
Front protection degree	IP	54
Voltage precision		0.5% f.s. + 1 digit
Current precision		0.5% f.s. + 1 digit
Power precision		1% f.s. + 1 digit
Frequency precision	Hz	± 1
Active energy		Class 2
Reactive energy		Class 3

Operating temperature	°C	0 ÷ +50
Storage temperature	°C	-20 ÷ +60
Terminal		2.5 mm ² plug-in terminal block
Case material		Class V0 complying with UL94 standard
Relative humidity		10 ÷ 90% non condensing
Voltmetric input maximum voltage (direct connection)		550 V RMS (47 ÷ 63 Hz)
Transformation ratios		CT 1 ÷ 9999 A VT 1 ÷ 9999 V 10 ÷ 65 kV

Code	Model	Description
VN794400	ADR-R Out	Network analyzer with relay output

REFERENCE STANDARDS

Compliance with Community Directives: 2006/95/EC (Low voltage) and 2004/108/EC (E.M.C.) is declared with reference to the following standards: • Safety: EN 61010-1 • E.M. Compatibility: EN 61000-6-2 / EN 61000-6-4