



Energy meters

ENERGY-400 PWR ENERGY-400M PWRi

Static meters to view the consumption of active energy in 400 V three-phase systems. The Energy-400M PWRi is in compliance with MID directive and is UTF certifiable on request.

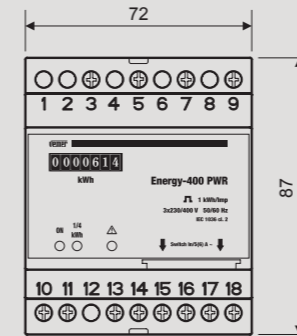


- 1 Green LED: power ON
- 2 Red LED: energy consumption (Each flash = 1/4 kWh)
- 3 Yellow LED: connection error
- 4 Transformation ratio selector: the choice of the CT is by selecting the dip-switches placed under the front cover
- 5 Non zeroable electromechanic meter with 7 digits
- 6 Metrological seal MID instrument (only Energy-400M PWRi)

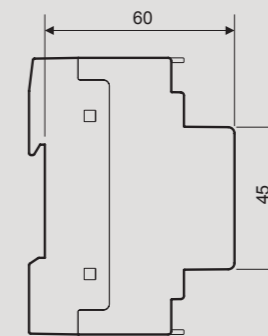


DIMENSIONS (mm)

Front view

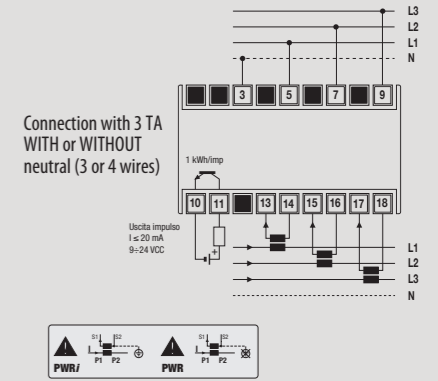


Side view



CONNECTION DIAGRAM

Diagram



⚠ Attention: in the Energy-400 PWR model the CT secondary circuit can not be earthed.

MEASUREMENT AND CONTROL

THREE-PHASE METERS WITH CT CONNECTION

- Power supply: 3x230 phase-neutral (400 phase-phase) V AC (-15% ÷ +10%)
- Optoisolated pulse output
- Amperometric connection through CT x/5 A
- Selectable transformation ratios (for TA x/5 A): 5 - 10 - 25 - 50 - 75 - 100 - 125 - 150 - 200 - 250 - 300 - 400 - 500 - 600 - 800 - 1000/5 A
- Possibility of connection in three-phase and three-phase + N systems
- Optoisolated pulse output for PC view of the consumed energy, through specific software (Energy-view) and relevant concentrator module (CLIP-485)
- Energy-400M PWRi version with electrically insulated amperometric input (the CT secondary circuit can be earthed)

Note: when connecting the instrument, the transformation ratio of the CT, must correspond exactly to the ratio described above, selectable on the instrument

Code	Model	Description	Dimensions
VN964300	Energy-400 PWR	Three-phase energy meter	4 DIN modules
VN963500	Energy-400 PWRi	Three-phase energy meter with insulated amp.	4 DIN modules

TECHNICAL INFORMATION

GENERAL CHARACTERISTICS

Power supply	V AC	3x230 (400)
Frequency	Hz	50 / 60
Electromechanic numerator		7 digits
Reading resolution	kWh	1
Precision	Active energy	Class A (EN 50470)
Absorption	Voltmetric circuit	VA <2.5
	Amperom. circuit	VA <2.5
Nominal current	A	5
Maximum current	A	6

Minimum starting current		mA	15
Optoisolated pulse output	Pulse rate	kWh	1
	Pulse duration	ms	100
	Pulse voltage	V DC	9 ÷ 24
	Output current	mA	<20
Operating temperature		°C	-10 ÷ +45
Storage temperature		°C	-25 ÷ +70
Humidity			10 ÷ 90% non condensing
Container			4 DIN modules
Degree of protection		IP	20

REFERENCE STANDARDS

Compliance with Community Directives: 2004/22/EC (MID) and 2014/35/EU (LVD) is declared with reference to the following harmonized Standards: EN 61010-1 • EN 50470-1 and EN 50470-3