



# Energy meters

## ENERGY-3x130 PWR ENERGY-3x130 PWRi

Static meters to view the consumption of active energy in 230 V three-phase systems (phase-phase).

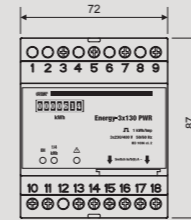


- 1 Green LED: power ON
- 2 Red LED: energy consumption (Each flash = 1/4 kWh)
- 3 Yellow LED: connection error
- 4 Transformation ratio selector: the choice of the CT is by selecting the dip-switches placed under the front cover
- 5 Electromechanic numerator with 7 non zeroable digits

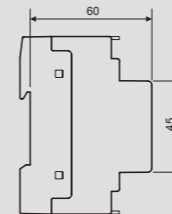


### DIMENSIONS (mm)

#### Front view

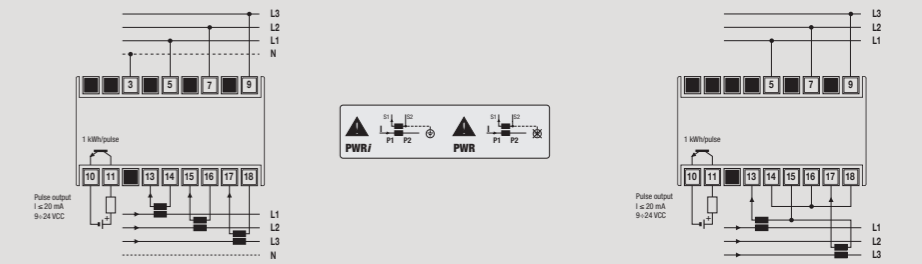


#### Side view



### CONNECTION DIAGRAM

#### Diagram



Connection with 3 TA  
WITH or WITHOUT neutral (3 or 4 wires)

Connection with 2 TA (PWRi only)  
WITHOUT neutral (3 wires)

**Attention:** in the Energy-3x130 PWR model the CT secondary circuit can not be earthed.

## MEASUREMENT AND CONTROL

### THREE-PHASE METER WITH CT CONNECTION

- Power supply: 3x130 phase-neutral (230 phase-phase) V AC (-15% ÷ +10%)
- Amperometric connection through CT x/5 A
- Selectable transformation ratios (for CT x/5 A) 5-10-25-50-75-100-125-150-200-250-300-400-500-600-800-1000/5 A
- Possibility of connection in three-phase and three-phase + N systems
- Optoisolated pulse output for PC view of the consumed energy, through specific software (Energy-view) and relevant concentrator module (CLIP-485)
- PWRi version with electrically insulated amperometric input (the CT secondary circuit can be earthed)

Note: when connecting the instrument, the transformation ratio of the CT, must correspond exactly to the ratio described above, selectable on the instrument

### TECHNICAL INFORMATION

#### GENERAL CHARACTERISTICS

Power supply	V AC	3x130 (230)
Frequency	Hz	50 / 60
Absorption	Voltmetric circuit	VA <math>< 2.5</math>
	Amperometric circuit	VA <math>< 2.5</math>
Electromechanic numerator		7 digits
Reading resolution	kWh	1
Precision	Active energy	Class A (EN 50470)
Degree of protection		IP20 / 51 on the front
Nominal current	A	5
Maximum current	A	6

Minimum starting current	mA	15
Optoisolated pulse output	Pulse rate	kWh 1
	Pulse duration	ms 100
	Pulse voltage	V DC 9 ÷ 24
	Output current	mA <math>< 20</math>
Operating temperature	°C	-10 ÷ +45
Storage temperature	°C	-25 ÷ +70
Container		4 DIN modules
Humidity		10 ÷ 90% non condensing

Code	Model	Description	Dimensions
VN966800	Energy-3x130 PWR	Three-phase active energy meter	4 DIN modules
VN967600	Energy-3x130 PWRi	Three-phase active energy meter with insulated amp.	4 DIN modules

#### REFERENCE STANDARDS

Compliance with Community Directives: 2004/22/EC (MID) and 2014/35/EU (LVD) is declared with reference to the following harmonized Standards: EN 61010-1 • EN 50470-1 and EN 50470-3