


# Stabilized power supplies

## TMS

### DIMENSIONS (mm)

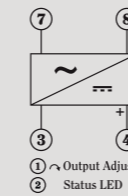
### CONNECTION DIAGRAMS

Series stabilized switching power supplies designed to be used in civil, commercial and industrial environments, in any context where a stabilized DC voltage is required like constant voltage LEDs, release coils, alarm systems, sensors, cameras, electric locks and solenoid valves. They are suitable for installation on omega rail in electrical panels and occupy small dimensions of 2, 4 and 7 DIN modules (depending on the model).

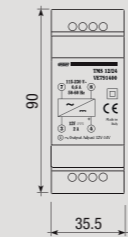


- Small, compact and easy-to-carry switching instruments that have a higher level of efficiency than a linear power supply
- Adjustable output voltage via dedicated trimmer highlighted on the wiring diagram on the products
- Internal input protection fuse and electronic thermal, overload and short-circuit protection not to create dangerous conditions for users or for adjacent parts.
- Blue LED to see the operating status of the power supply based on the behavior:
  - Solid light: normal function
  - Flashing light: presence of anomalies, short circuit or overload at the output
  - Off: no power or active thermal protection

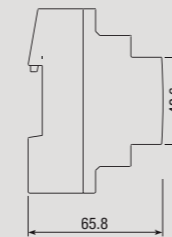
TMS 12/24 - TMS 24/24



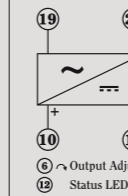
Front view



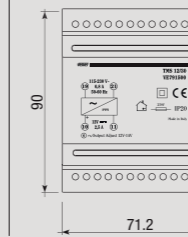
Side view



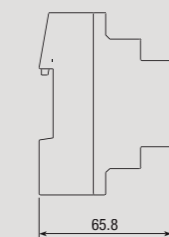
TMS 12/30 - TMS 12/48 - TMS 24/36 - TMS 24/60



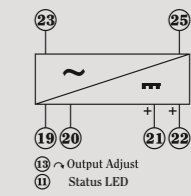
Front view



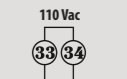
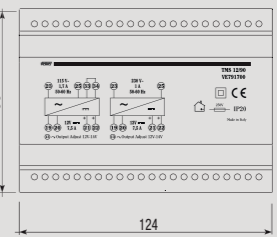
Side view



TMS 12/90 - TMS 24/108

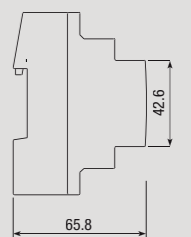


Front view



NOTE: insert jumper to enable power 110 Vac input

Side view



## GAS AND SAFETY

### STABILIZED POWER SUPPLIES

- Input voltage AC: 115 – 230 Vac
- Input voltage DC: 110 – 350 Vdc
- Adjustable output voltage from 12 to 14 Vdc or from 20 to 28 Vcd (depending on model)
- Output currents available: 1A – 1,5A – 2A – 2,5A – 4A – 4,5A – 7A (depending on model)
- Output powers available: 24W – 30W – 36W – 48W – 60W – 90W – 108W (depending on model)
- Dimensions: 2, 4 or 7 DIN modules (depending on model)
- Connection diagram highlighted on the product
- Electronic thermal, overload and short-circuit protection\*

\* NOTE: For models with 2 DIN modules size, the reset from the thermal protection is automatic. For all other models, disconnect the power supply for 5 minutes and verify that correct operation is restored.

| Code     | Model      | Description               | Output voltage | Power | Output currents | Dimensions    |
|----------|------------|---------------------------|----------------|-------|-----------------|---------------|
| VE791400 | TMS 12/24  | Stabilized power supplies | 12 Vdc         | 24 W  | 2 A             | 2 DIN modules |
| VE791500 | TMS 12/30  | Stabilized power supplies | 12 Vdc         | 30 W  | 2,5 A           | 4 DIN modules |
| VE791600 | TMS 12/48  | Stabilized power supplies | 12 Vdc         | 48 W  | 4 A             | 4 DIN modules |
| VE791700 | TMS 12/90  | Stabilized power supplies | 12 Vdc         | 90 W  | 7,5 A           | 7 DIN modules |
| VE791900 | TMS 24/24  | Stabilized power supplies | 24 Vdc         | 24 W  | 1 A             | 2 DIN modules |
| VE792000 | TMS 24/36  | Stabilized power supplies | 24 Vdc         | 36 W  | 1,5 A           | 4 DIN modules |
| VE792100 | TMS 24/60  | Stabilized power supplies | 24 Vdc         | 60 W  | 2,5 A           | 4 DIN modules |
| VE791800 | TMS 24/108 | Stabilized power supplies | 24 Vdc         | 108 W | 4,5 A           | 7 DIN modules |

### TECHNICAL INFORMATION

#### GENERAL CHARACTERISTICS

|                        |                                          |             |
|------------------------|------------------------------------------|-------------|
| Input voltage          | V AC                                     | 115 ÷ 230   |
| Frequency              | Hz                                       | 50 ÷ 60     |
| Input voltage          | V DC                                     | 110 ÷ 350 * |
| Container              | Flame retardant plastic material UL94V-0 |             |
| Device class           | II                                       |             |
| Operating temperature  | °C                                       | -10 ÷ 40 °C |
| Relative humidity      | 0 ÷ 95 %                                 |             |
| Cable max. Section     | mm <sup>2</sup>                          | 2,5         |
| Input protection       | Internal fuse                            |             |
| Electronic protections | Thermal, overload, short circuit         |             |

\* NOTE: For TMS 12/90 and TMS24/108 models, input voltage 210 – 350 Vdc

#### REFERENCE STANDARDS

Compliance with Community Directives: 2014/35/UE e 2014/30/UE is declared with reference to the following standards: CEI EN61000-1, CEI EN61000-6-3 and CEI EN62368-1