

Vemer S.p.A.

I - 32032 Feltre (BL) • Via Camp Lonc, 16
Tel +39 0439 80638 • Fax +39 0439 80619

e-mail: info@vemer.it - web site: www.vemer.it

Mod. **EVV-2DIN**Mod. **EVV-4DIN**Mod. **EVV-R**

User Manual

DIGITAL VOLTMETER

Read all the instructions carefully

SAFETY WARNINGS

- 1) Do not supply power to the instrument if any part of it is damaged
- 2) Follow the connection diagrams carefully to install the instrument
- 3) Connect the measurement terminals to inaccessible parts or outside accessible parts with at least one main insulation (EN 61010-1)
- 4) Make sure that the electrical panel in which the appliance is to be installed will prevent access to the terminals after these have been installed
- 5) The electrical system in the building in which the instrument is to be installed should have an over-current switch and protection device
- 6) The instrument is designed to be installed in locations with overvoltage category III and pollution level 2 (EN 61010-1)

EVV-2DIN

Code	Model	Range	Resol.	Overl.	Imp.
VM244100	EW-2DIN	100 V AC	0,1 V	1,2 Vn	500 k Ω
VM245800	EW-2DIN	1 V DC	1 mV	1,2 Vn	10 k Ω
VM246600	EW-2DIN	10 V DC	10 mV	1,2 Vn	50 k Ω
VM247400	EW-2DIN	100 V DC	0,1 V	1,2 Vn	500 k Ω
VM248200	EW-2DIN	600 V DC	1 V	1,0 Vn	2 M Ω

EVV-4DIN

Code	Model	Range	Resol.	Overl.	Imp.
VM262300	EW-4DIN	1 V DC	1 mV	1,2 Vn	10 k Ω
VM263100	EW-4DIN	10 V DC	10 mV	1,2 Vn	50 k Ω
VM265600	EW-4DIN	600 V DC	1 V	1,0 Vn	2 M Ω

EVV-R

Code	Model	Range	Resol.	Overl.	Imp.
VM295300	EW-R	1 V DC	1 mV	1,2 Vn	10 k Ω
VM296100	EW-R	10 V DC	10 mV	1,2 Vn	50 k Ω
VM297900	EW-R	100 V DC	0,1 V	1,2 Vn	500 k Ω
VM298700	EW-R	600 V DC	1 V	1,0 Vn	2 M Ω

TECHNICAL SPECIFICATIONS

- Power supply: **115/230 V AC** (-15%/+10%) 50/60 Hz
- Reading: 3 display digits, 7 segments
- Absorption: 5 VA
- Precision: $\pm(0,5\%$ end of scale + 1 dgt)
- Minimum values measured: 4% of the end scale
- Termination: on 6 mm² block
- Operating temperature: -10 °C \div +50 °C
- Storage temperature: -40 °C \div +90 °C
- Relative humidity: 20% \div 90% RH non condensing
- Insulation: power supply and measurement circuit galvanically insulated at main insulation level (EN 61010-1)
- Container:
 - **EVV-2DIN**: 2 module DIN colour RAL-7035 grey, in class V-0 material in accordance with the UL 94 norm
 - **EVV-4DIN**: 4 module DIN colour RAL-7035 grey, in class V-0 material in accordance with the UL 94 norm
 - **EVV-R**: standardised dimensions 72x72 mm in accordance with the DIN 43700 norms

Legend:

- A) Dimensions
B) Connection diagrams

OPERATION

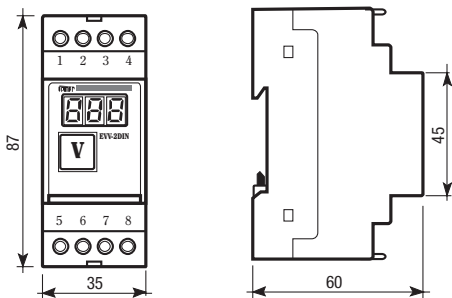
- 1) If the display shows "HHH" during operation, this means that the dimension under examination is greater than the maximum value admissible.
- 2) If the value in question is less than 4% of the scale, the display will show "000"

REFERENCE STANDARDS

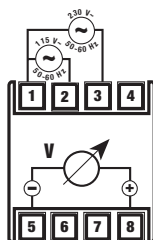
- **Conformity to the European Union directives:**
2006/95/EC (Low Voltage - LVD)
2004/108/EC (Electromagnetic compatibility- EMC)
is declared with reference to the following harmonised standards:

- **EN 61010-1**
- **EN 61000-6-2 / EN 61000-6-4**

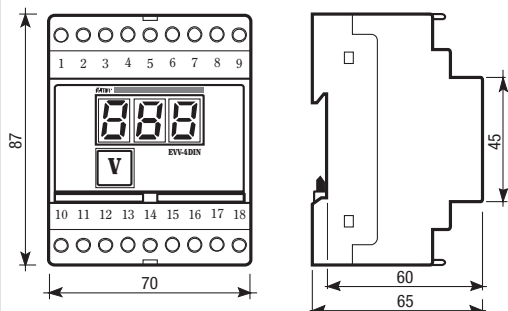
EVV-2DIN (A)



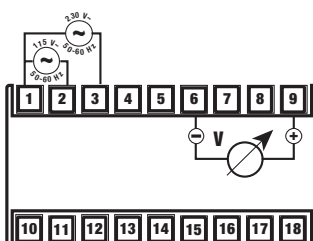
EVV-2DIN (B)



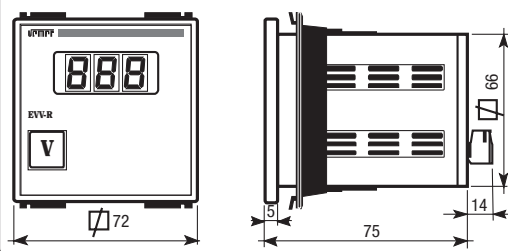
EVV-4DIN (A)



EVV-4DIN (B)



EVV-R (A)



EVV-R (B)

