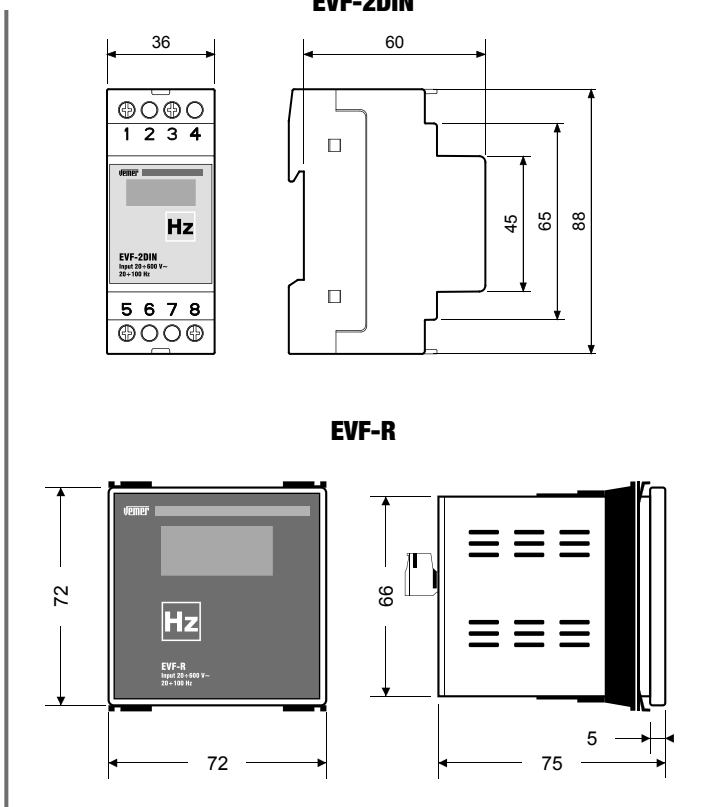
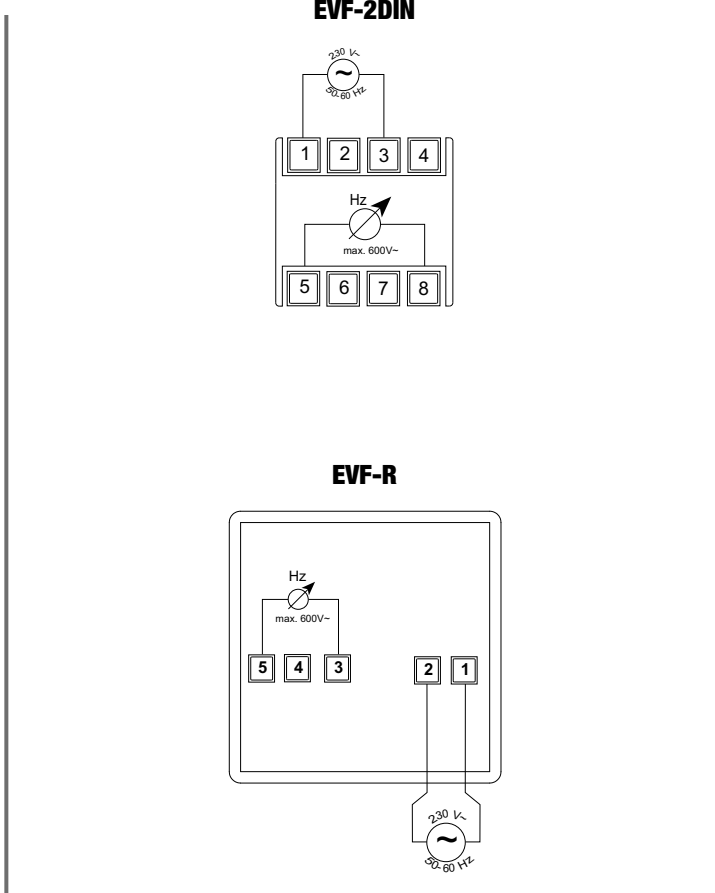




2 DIMENSIONS



3 CONNECTION DIAGRAMS



1 User Manual DIGITAL FREQUENCY METER

Read all the instructions carefully

EVF is an electronic device to measure frequencies in single-phase systems.

Code	Model	Description
VM258100	EVF-2DIN	Frequency meter 2DIN
VM325800	EVF-R	Frequency meter 72x72mm

SAFETY WARNINGS

During the installation and operation of the device, proceed in accordance with the instructions below:

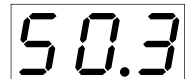
- 1) The device should be installed by a competent operator following the connection diagrams carefully
- 2) Do not power or connect the device if any part of it is damaged
- 3) The device should be installed in a panel from which no access can be gained to the terminals after installation
- 4) The electrical system of the building in which the instrument is to be installed should have a switch and a protective device against over-currents
- 5) The device is designed for installations with over-voltage category III and pollution level 2, in accordance with the EN 61010-1 standard.
- 6) The device must be installed and put into operation in accordance with the current regulations regarding electrical systems.

TECHNICAL SPECIFICATIONS

- Power supply
 - 230 V AC (-15% ÷ +10%) 50/60Hz
 - maximum consumption: 2 VA
- Frequency measurements:
 - measurement range: 20 ÷ 100 Hz
 - resolution: 0.1 Hz
 - accuracy: ± 0.5% of full scale ± 1 digit (from 3% to 100% of F.S.)
 - maximum power consumption: 2 VA
- Measurement input:
 - minimum voltage: 20 V
 - maximum voltage: 600 V
 - input impedance: 2 Mohm
- Terminals for links:
 - connection blocks for cables with 6 mm² maximum cables section for EVF-2DIN
 - plug-in terminal block for cables with 2.5 mm² maximum cables section up for EVF-R
- 3-digits 7-segments LED display for viewing
- Operating temperature: -10°C to + 45°C
- Storage temperature: -20°C to + 70°C
- Relative humidity: 10% to 90% non-condensing
- Insulation: power supply circuits and electrically insulated measurement at the level of main insulation (EN 61010-1). Accessible parts and other insulated terminals at reinforced insulation level
- Protection degree: IP20 / IP51 on the front


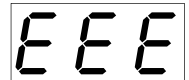
4 OPERATION

During normal operation, the device displays the measured value of the frequency.



Error messages

- Memory error: **EEE**
Indicates a damage of the device that affect the operation
- Overload Error: **HHH**
Indicates that the frequency is higher than the maximum allowed value: $f > 99.9$ Hz
Reset is automatic
- Error: **000**
Indicates that the measured frequency is lower than 20 Hz



REFERENCE STANDARDS

Conformity to the EU directives:
2014/35/UE (LVD), 2014/30/UE (EMCD)
is declared with reference to the following harmonised standards:
• EN 61010-1, EN 61000-6-2 and EN 61000-6-4