



- Shunt per strumenti in corrente continua
- Caduta di tensione nominale: 60 mV



## Vista frontale

Figura 1

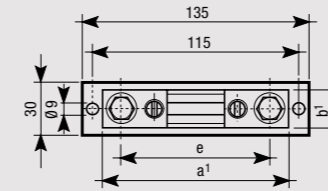
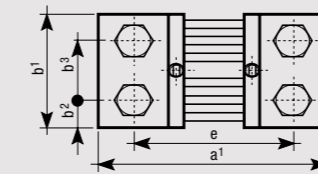
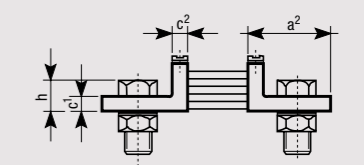
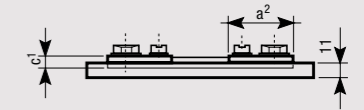


Figura 2



## Vista laterale



# MISURA E CONTROLLO

## INFORMAZIONI TECNICHE

### TABELLA DIMENSIONI (mm)

Codice	Portata A	Caduta tensione nomin. mV	Figura	a <sup>1</sup>	a <sup>2</sup>	b <sup>1</sup>	b <sup>2</sup>	b <sup>3</sup>	c <sup>1</sup>	c <sup>2</sup>	e	h	nr° viti	Viti esag. DIN 933-5,8	DIN 125-St.	DIN 934-5
VJ3674	4-5-6-10-20-25	60	1	90	28	20	-	-	8	-	78	-	2x1	M. 5x12	5,3	-
VJ3674	50-60-80-100-150	60	1	100	33	20	-	-	8	-	80	-	2x1	M. 8x16	8,4	-
VJ3682	200-250	60	2	145	55	30	15	-	10	10	105	30	2x1	M.12x40	13	M.12
VJ3690	300-400	60	2	145	55	40	20	-	10	10	105	30	2x1	M.16x45	17	M.16
VJ3708	500-600	60	2	145	55	40	20	-	10	10	105	30	2x1	M.16x45	17	M.16
VJ3724	1200-1500	60	2	165	65	90	21	48	10	10	115	30	2x2	M.16x45	17	M.16
VJ3732	2500	60	2	165	65	120	30	60	10	10	115	30	2x2	M.20x50	21	M.20

### CARATTERISTICHE GENERALI

Precisione	± 0,5%	Sovraccarico ammesso	1,2 I <sub>n</sub> permanente 10 I <sub>n</sub> t <sub>max</sub> 5s (10 ÷ 500 A) 5 I <sub>n</sub> t <sub>max</sub> 5s (600 ÷ 2000 A) 2 I <sub>n</sub> t <sub>max</sub> 5s (2500 ÷ 4000 A)	
Caduta di tensione nominale	mV			60
Temperatura di funzionamento	°C			-20 ÷ +60
Basetta isolante	per modelli da 1 a 25 A			

### RIFERIMENTI NORMATIVI

La conformità alle Direttive Comunitarie: 2014/35/UE (LVD) e 2014/30/UE (EMCD) è dichiarata in riferimento alle Norme seguenti: CEI EN 61010-1 • CEI EN 61000-6-2 / CEI EN 61000-6-4